

Middle School SSESS Project

March, 2006

NSSE Teacher Opinion Survey Results (2002 & 2005)

Segment 1: Statistically Significant Results

Segment 1 reports survey items in which there was a statistically significant difference ($p < .05$) between the results of 2002 and 2005. Each item reported on consists of:

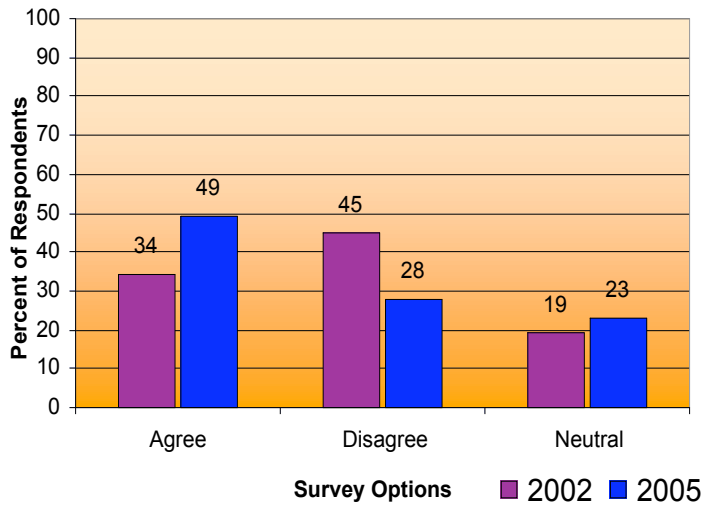
1. An item question.
2. A table representing the percentage of respondents for each choice.
3. A chart that visually displays the percentage of respondents that chose *Agree/Strongly Agree* and *Disagree/Strongly Disagree*.

Institute on Community Integration
University of Minnesota
111 Pattee Hall, 150 Pillsbury Drive SE
Minneapolis, MN 55455
Teri Wallace, principle investigator, 612-626-7220
Tom Bartholomay, project coordinator, 612-624-5776

Item 2.4
Support for Student Learning

Students spend sufficient effort (in and out of class) to learn what we teach.

Item 2.4: Percentage of Teachers Who Chose These Options



Bar Chart

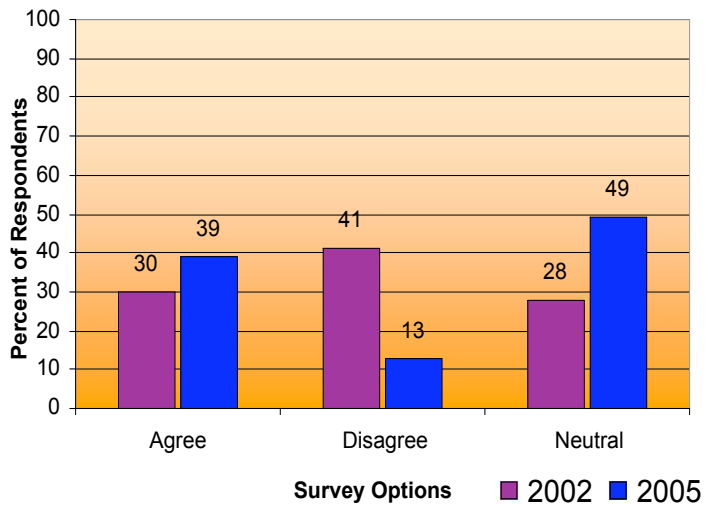
Agree = Agree & Strongly Agree
 Disagree=Disagree & Strongly Disagree

Year	No Neutral		Percentage of Responses For Each Level of Agreement					
	Agree	Disagree	Strongly Agree	Agree	Neutral	Disagree	Strongly Disagree	Do Not Know
2002	34	45	1	33	19	39	6	1
2005	49	28	2	47	23	26	2	0

Item 2.5
Support for Student Learning

Students are motivated to do their best work.

Item 2.5: Percentage of Teachers Who Chose These Options



Bar Chart

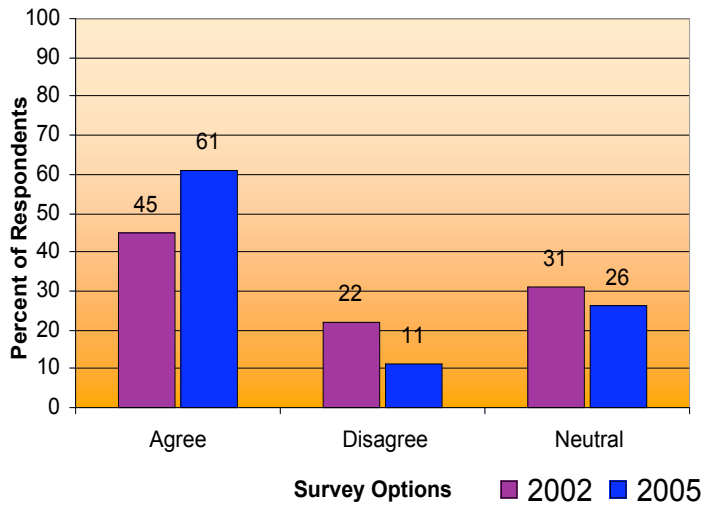
Agree = Agree & Strongly Agree
 Disagree=Disagree & Strongly Disagree

Year	No Neutral		Percentage of Responses For Each Level of Agreement					
	Agree	Disagree	Strongly Agree	Agree	Neutral	Disagree	Strongly Disagree	Do Not Know
2002	30	41	1	29	28	33	8	0
2005	39	13	0	39	49	11	2	0

Item 2.15
Support for Student Learning

Parents have a good understanding of the school's programs and operation.

Item 2.15: Percentage of Teachers Who Chose These Options



Bar Chart

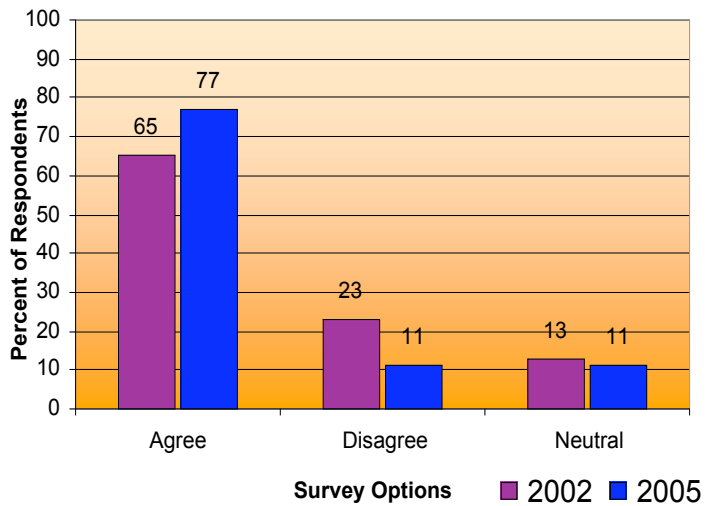
Agree = Agree & Strongly Agree
 Disagree=Disagree & Strongly Disagree

Year	No Neutral		Percentage of Responses For Each Level of Agreement					Do Not Know
	Agree	Disagree	Strongly Agree	Agree	Neutral	Disagree	Strongly Disagree	
2002	45	22	1	44	31	19	3	1
2005	61	11	5	56	26	7	4	2

Item 3.1
School Climate/Environ. For Learning

Teachers here have a sense of common mission.

Item 3.1: Percentage of Teachers Who Chose These Options



Bar Chart

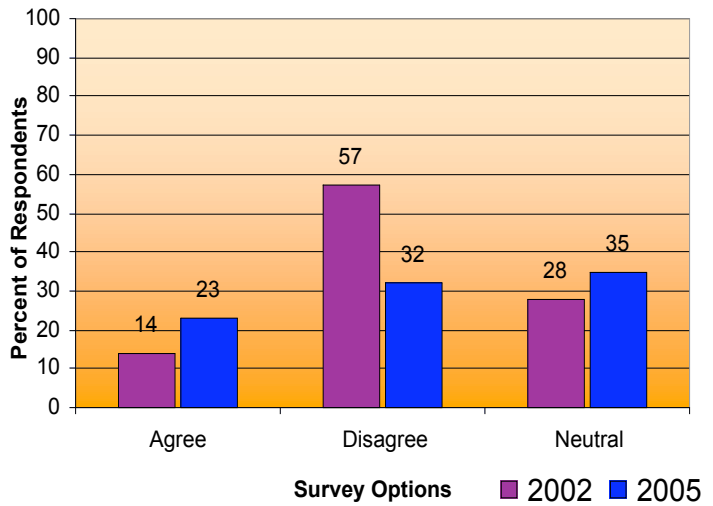
Agree = Agree & Strongly Agree
 Disagree=Disagree & Strongly Disagree

Year	No Neutral		Percentage of Responses For Each Level of Agreement					Do Not Know
	Agree	Disagree	Strongly Agree	Agree	Neutral	Disagree	Strongly Disagree	
2002	65	23	4	61	13	17	6	0
2005	77	11	12	65	11	9	2	2

Item 3.14
School Climate/Environ. For Learning

There is not a significant problem with substance abuse (e.g., drug and/or alcohol problems) among the students of this school.

Item 3.14: Percentage of Teachers Who Chose These Options



Bar Chart

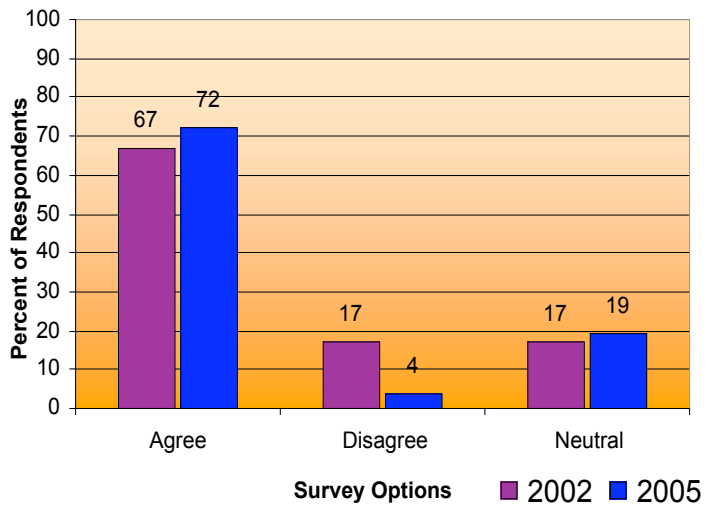
Agree = Agree & Strongly Agree
 Disagree=Disagree & Strongly Disagree

Year	No Neutral		Percentage of Responses For Each Level of Agreement					
	Agree	Disagree	Strongly Agree	Agree	Neutral	Disagree	Strongly Disagree	Do Not Know
2002	14	57	0	14	28	39	18	1
2005	23	32	0	23	35	30	2	11

Item 4.1
School Organization and Admin.

Teachers are regularly involved in the development of school policies.

Item 4.1: Percentage of Teachers Who Chose These Options



Bar Chart

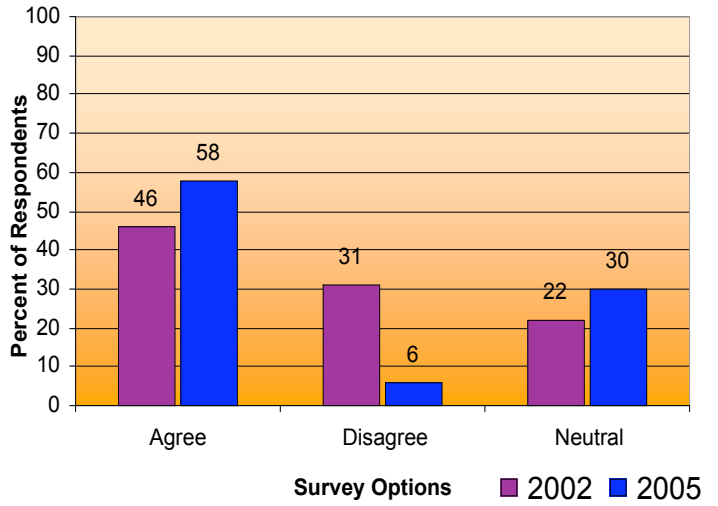
Agree = Agree & Strongly Agree
 Disagree=Disagree & Strongly Disagree

Year	No Neutral		Percentage of Responses For Each Level of Agreement					
	Agree	Disagree	Strongly Agree	Agree	Neutral	Disagree	Strongly Disagree	Do Not Know
2002	67	17	3	64	17	14	3	0
2005	72	4	11	61	19	4	0	5

**Item 5.1
Job Satisfaction**

Teachers are well respected in this community.

Item 5.1: Percentage of Teachers Who Chose These Options



Bar Chart

Agree = Agree & Strongly Agree

Disagree=Disagree & Strongly Disagree

Year	No Neutral		Percentage of Responses For Each Level of Agreement					Do Not Know
	Agree	Disagree	Strongly Agree	Agree	Neutral	Disagree	Strongly Disagree	
2002	46	31	4	42	22	26	4	1
2005	58	6	5	53	30	4	2	7